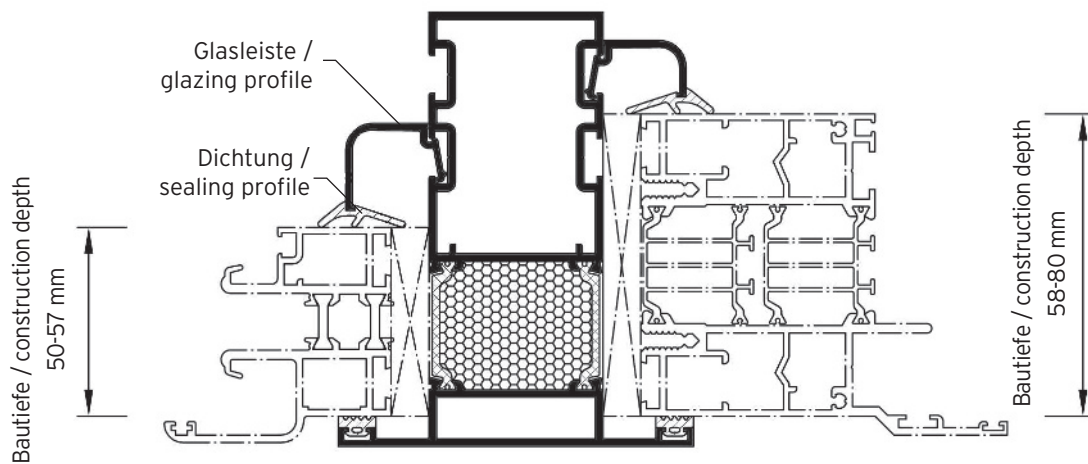



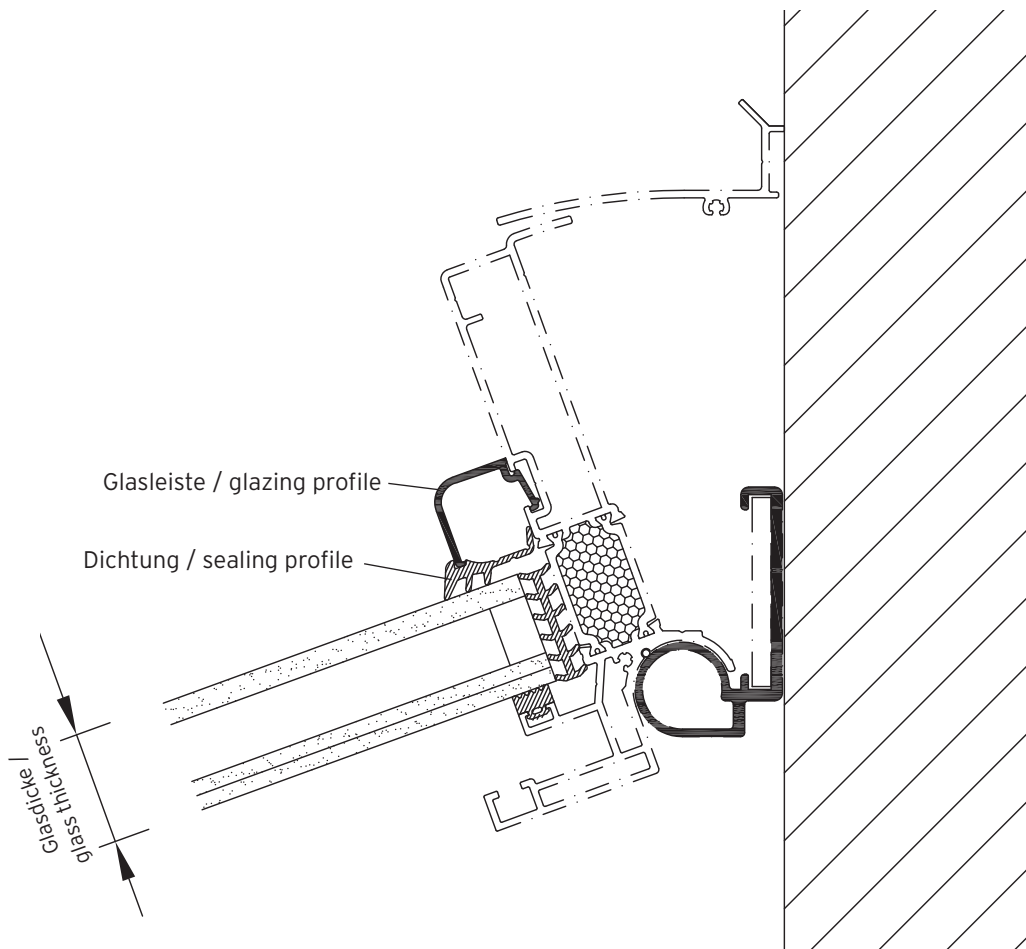
**I Elementeinbau / Unit Installation**



Element-Bautiefe construction depth	Glasleiste glazing profile	Dichtung sealing profile	Spalt seal gap
50 - 51 mm	5-13-72-x	25-0-1005-x	4.5 / 3.5 mm
52 - 53 mm	5-13-71-x	25-0-1006-x	6.5 / 5.5 mm
54 - 55 mm	5-13-71-x	25-0-1005-x	4.5 / 3.5 mm
56 - 57 mm	5-13-74-x	25-0-1006-x	6.5 / 5.5 mm
58 - 59 mm	5-13-70-x	25-13-01-x	10.5 / 9.5 mm
60 - 62 mm	5-13-70-x	25-0-1006-x	8.5 / 6.5 mm
63 mm	5-13-70-x	25-0-1005-x	5.5 mm
64 - 65 mm	5-13-70-x	25-0-1005-x	4.5 / 3.5 mm
66 - 67 mm	5-13-73-x	25-0-1006-x	6.5 / 5.5 mm
68 - 69 mm	5-13-73-x	25-0-1005-x	4.5 / 3.5 mm
70 - 71 mm	5-13-72-x	25-0-1006-x	6.5 / 5.5 mm
72 - 73 mm	5-13-72-x	25-0-1005-x	4.5 / 3.5 mm
74 - 75 mm	5-13-71-x	25-0-1006-x	6.5 / 5.5 mm
76 - 77 mm	5-13-71-x	25-0-1005-x	4.5 / 3.5 mm
78 - 79 mm	5-13-74-x	25-0-1006-x	6.5 / 5.5 mm
80 mm	5-13-74-x	25-0-1005-x	4.5 mm

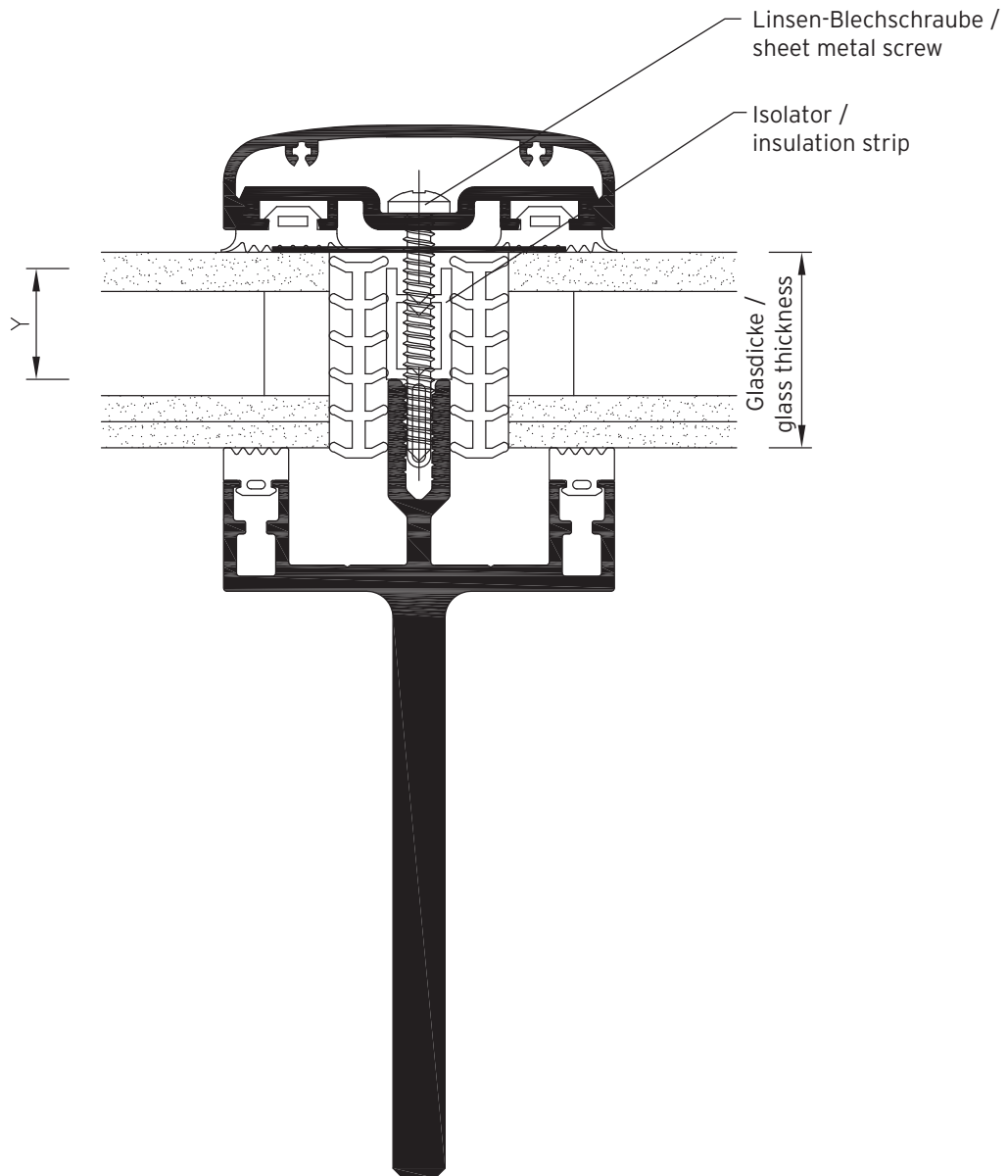
 = Standard

**I Verglasung Wandanschluss / Glazing Wall Connection**



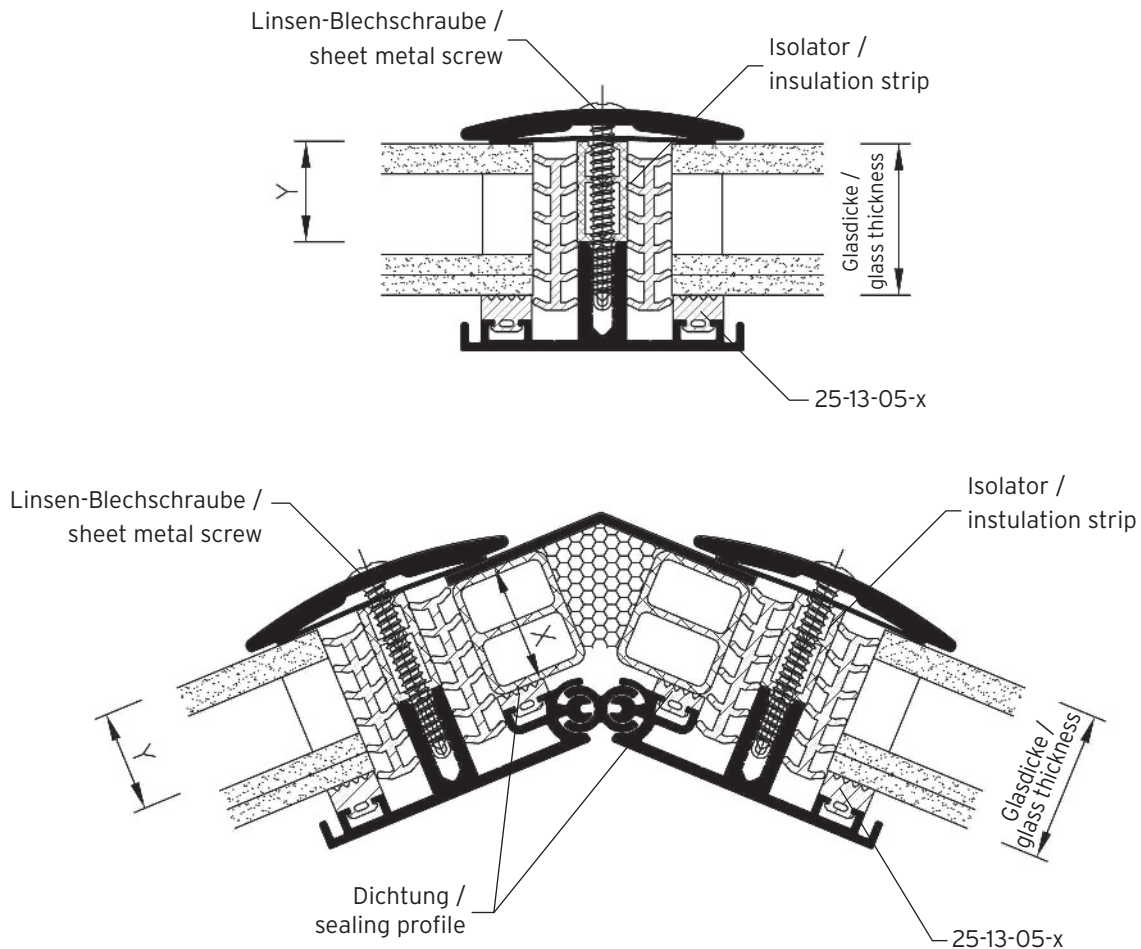
Glasdicke glass thickness	Glasleiste glazing profile	Dichtung sealing profile	Spalt seal gap
28 mm	5-13-72-x	25-0-1088-x	8 mm
30 mm	5-13-72-x	25-0-1086-x	6 mm
32 mm	5-13-71-x	25-0-1088-x	8 mm
34 mm	5-13-71-x	25-0-1086-x	6 mm
36 mm	5-13-74-x	25-0-1088-x	8 mm
38 mm	5-13-74-x	25-0-1086-x	6 mm
40 mm	5-13-76-x	25-0-1088-x	8 mm
42 mm	5-13-76-x	25-0-1086-x	6 mm

**I Verglasung „Vision“-Sparren / Glazing „Vision“ type rafter**



Glasdicke glass thickness	Isolator insulation strip	einkürzen auf Y= cut to length Y=	Linsen-Blechschaube DIN 7981-M4.8 x L = ...A2 sheet metal screw stainless steel DIN 7981-M4.8 x L = ...A2
28 mm	5-12-03-x	./.	L = 38 mm - 20-0-39-x
30 mm	5-12-02-x	./.	L = 38 mm - 20-0-39-x
32 mm	5-12-02-x	./.	L = 45 mm - 20-0-240-x
34 mm	5-12-02-x	./.	L = 45 mm - 20-0-240-x
36 mm	5-12-04-x	25 mm	L = 45 mm - 20-0-240-x
38 mm	5-12-04-x	27 mm	L = 45 mm - 20-0-240-x
40 mm	5-12-04-x	./.	L = 50 mm - 20-0-245-x
42 mm	5-12-04-x	./.	L = 50 mm - 20-0-245-x

**I Verglasung Sprosse und First / Glazing Mullion and Ridge**



Glasdicke glass thick- ness	Isolator insulation strip	einkürzen auf Y= cut to length Y=	Linsen-Blechschaube DIN 7983-M4.8 x L = ...A2 sheet metal screw stainless steel DIN 7983-M4.8 x L = ...A2	Maß „X“ dimension „X“	Dichtung sealing profile	KS-Füllprofil PVC-profile
28 mm	5-12-03-x	./.	L = 38 mm - 20-0-238-x	22 mm	3 mm - 25-13-03-x	KS-Füllprofil 20/22 PVC-profile 20/22 5-13-25-x
30 mm	5-12-02-x	./.	L = 38 mm - 20-0-238-x	24 mm	3 mm - 25-13-03-x	KS-Füllprofil 20/24 PVC-profile 20/24 5-13-24-x
32 mm	5-12-02-x	./.	L = 45 mm - 20-0-239-x	26 mm	3 mm - 25-13-03-x	KS-Füllprofil 26/32 PVC-profile 26/32 5-13-23-x
34 mm	5-12-04-x	23 mm	L = 45 mm - 20-0-239-x	28 mm	5 mm - 25-13-05-x	KS-Füllprofil 26/32 PVC-profile 26/32 5-13-23-x
36 mm	5-12-04-x	25 mm	L = 45 mm - 20-0-239-x	30 mm	7 mm - 25-13-04-x	KS-Füllprofil 26/32 PVC-profile 26/32 5-13-23-x
38 mm	5-12-04-x	27 mm	L = 45 mm - 20-0-239-x	32 mm	3 mm - 25-13-03-x	KS-Füllprofil 26/32 PVC-profile 26/32 5-13-23-x
40 mm	5-12-04-x	./.	L = 50 mm - 20-0-174-x	32 mm	5 mm - 25-13-05-x	KS-Füllprofil 26/32 PVC-profile 26/32 5-13-23-x
42 mm	5-12-04-x	./.	L = 50 mm - 20-0-174-x	32 mm	7 mm - 25-13-04-x	KS-Füllprofil 26/32 PVC-profile 26/32 5-13-23-x