

- Order
- Inquiry

SL 66

Position
 _____ / _____

Required delivery week: _____

1. Number of units
 _____ pieces

2. Stacking
 Inside
 Outside

3. Panel
 Top hung
 Floor mounted (standard)

4. Number of panels (inside view)
 _____ left direction
 _____ right direction

5. Glass
 with: _____
 prepared for: _____ mm

6. Wood type
 Nordic pine
 Spruce

wood from a sustainable forest management system

7. Wood finish (according to SL colour chart)
 primed _____
 final finish _____

8. Colour of hardware
Floor track:
 E6 EV1 E6 C34
Hinge:
 E6 EV1 E6 C34

Client: _____

Tel: _____ Fax: _____




Contact person _____

Ref: _____

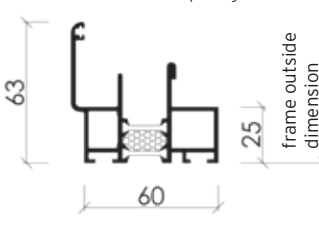
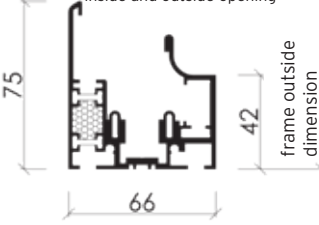
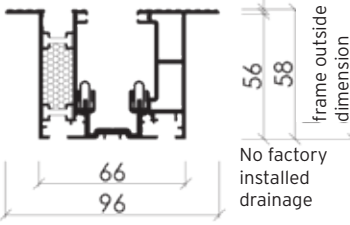
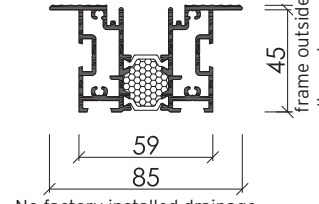
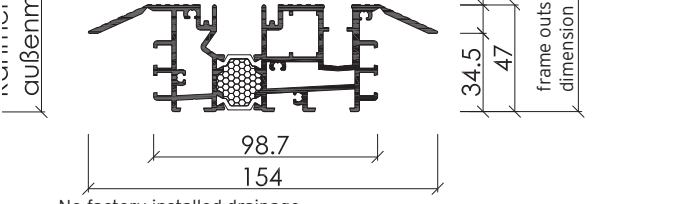
Quotation number: _____

Delivery address: (if different to client) _____

9. Hardware types ATTENTION! For parapet installations: Handle height from frame underside mm

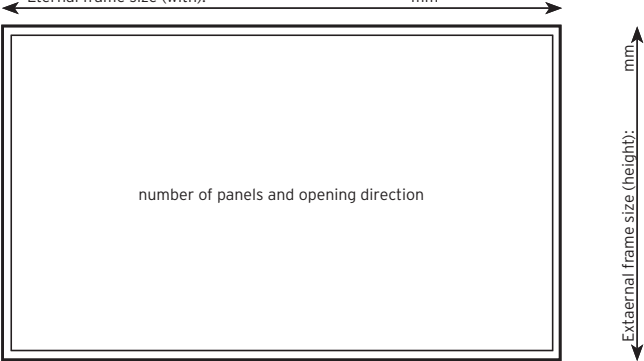
<input type="radio"/> Flat handle on inside without lock (standard) 	<input type="radio"/> Flat handle inside / outside with profile cylinder (only possible with pair panel) 	<input type="radio"/> Lever handle inside / outside with key cylinder (only possible on first opening swing panels) 
--	---	--

10. Floor track options

<input type="radio"/> 5-66-06-x inside and outside opening  Drainage <input type="radio"/> yes <input type="radio"/> no No factory installed drainage	<input type="radio"/> 5-66-07-x inside and outside opening  Drainage <input type="radio"/> yes <input type="radio"/> no No factory installed drainage	<input type="radio"/> 5-66-12-x  No factory installed drainage
<input type="radio"/> 5-60-23-x  No factory installed drainage	<input type="radio"/> 5-0-1001-x  No factory installed drainage	

11. Drawing

Elevation from inside



Outside _____

Plan view _____

Inside _____

panel shown in open position (stacking position)

10/2010 - Subject to technical changes without notice