

○ Order  
○ Inquiry

**SL 80**

**Position**  
\_\_\_\_\_ / \_\_\_\_\_

**Required delivery week:** \_\_\_\_\_

**1. Number of units**  
\_\_\_\_\_ pieces

**2. Stacking**  
 Inside  
 Outside

**3. Number of panels (inside view)**  
\_\_\_\_\_ left direction  
\_\_\_\_\_ right direction

**4. Glass**  
 with: \_\_\_\_\_  
 prepared for: \_\_\_\_\_ mm


**5. Surface Profile:**  
**RAL** \_\_\_\_\_  
or  
**Eloxal**  
\_\_\_\_\_


**Hinge:**  
Eloxal  E6EV1  
 E6C35

Client:  
  
  
  
  
  
Tel: \_\_\_\_\_ Fax: \_\_\_\_\_  
Contact person \_\_\_\_\_

Ref:  
Quotation number:  
Delivery address: (if different to client)

**6. Hardware types**      ATTENTION! For **parapet installations:**  
Handle height from frame underside \_\_\_\_\_ mm

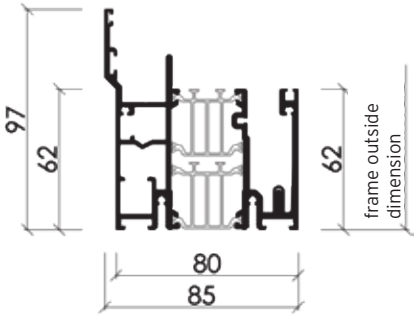
Flat handle on inside without lock (standard)  


Lever handle inside / outside with key cylinder (only possible on first opening swing panels)  


Note:  
Outside opening swing panel requires SL comfort locking

**7. Floor track options**

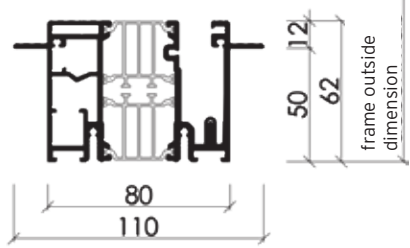
**5-80-22-x**



97  
62  
80  
85  
62  
frame outside dimension

Inside and Outside opening:  
Factory installed drainage

**5-80-24-x**

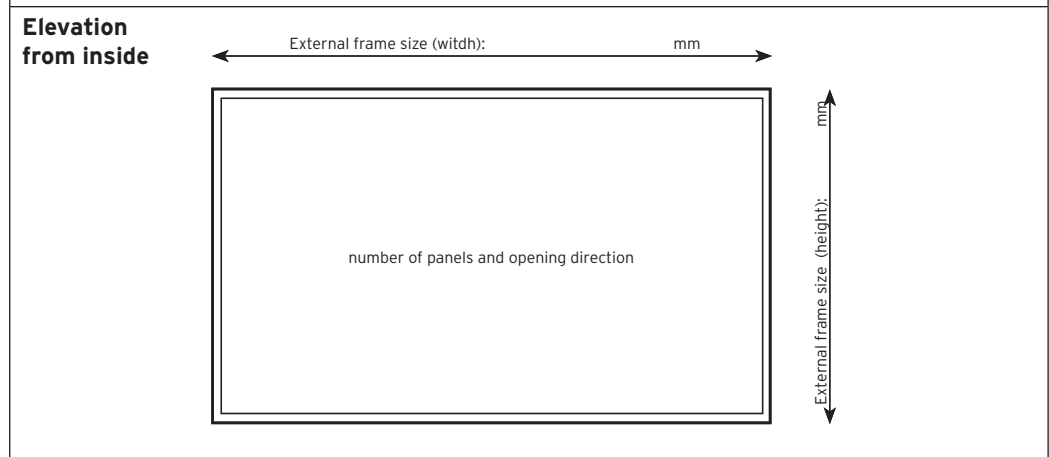


112  
50  
62  
80  
110  
frame outside dimension

Inside opening:  
No factory installed drainage

Outside opening:  
Factory installed drainage

**8. Drawing**



Outside

**Plan view** \_\_\_\_\_

Inside  
panel shown in open position (stacking position)

05/2011- Subject to technical changes without notice